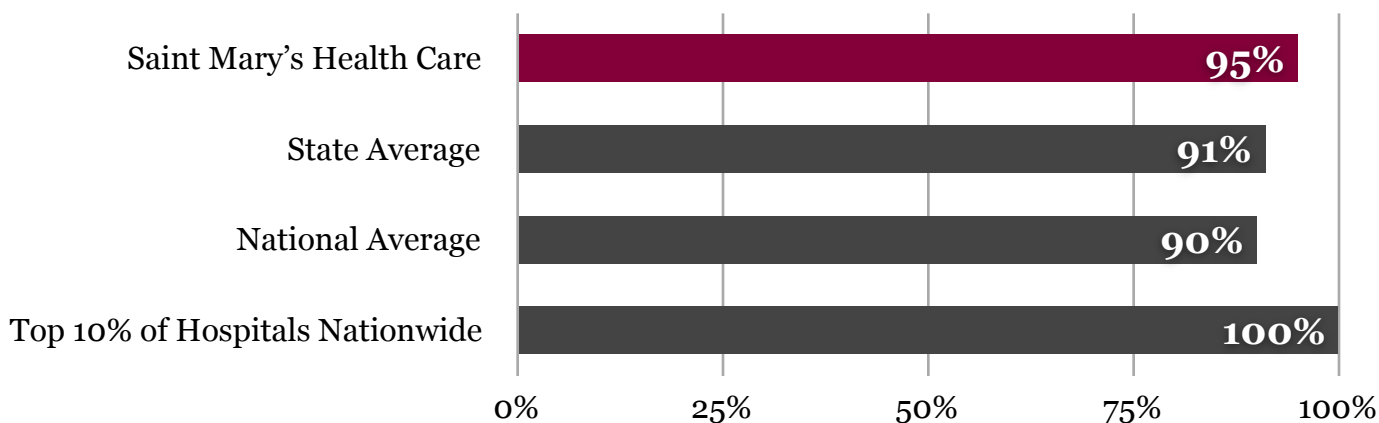
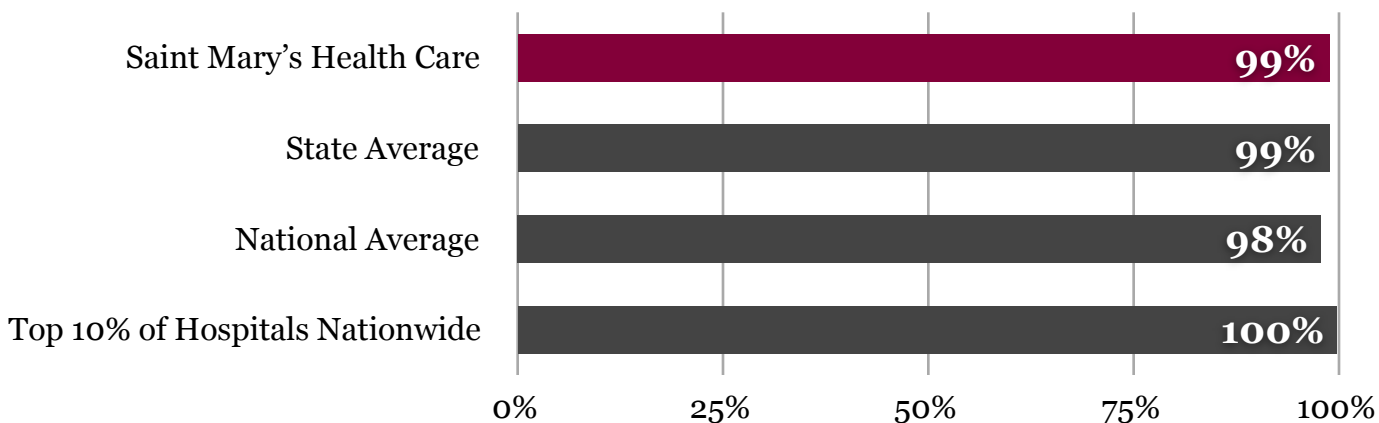


## Heart Failure

### Percent of Heart Failure Patients Given Discharge Instructions



### Percent of Heart Failure Patients Given an Evaluation of Left Ventricular Systolic (LVS) Function

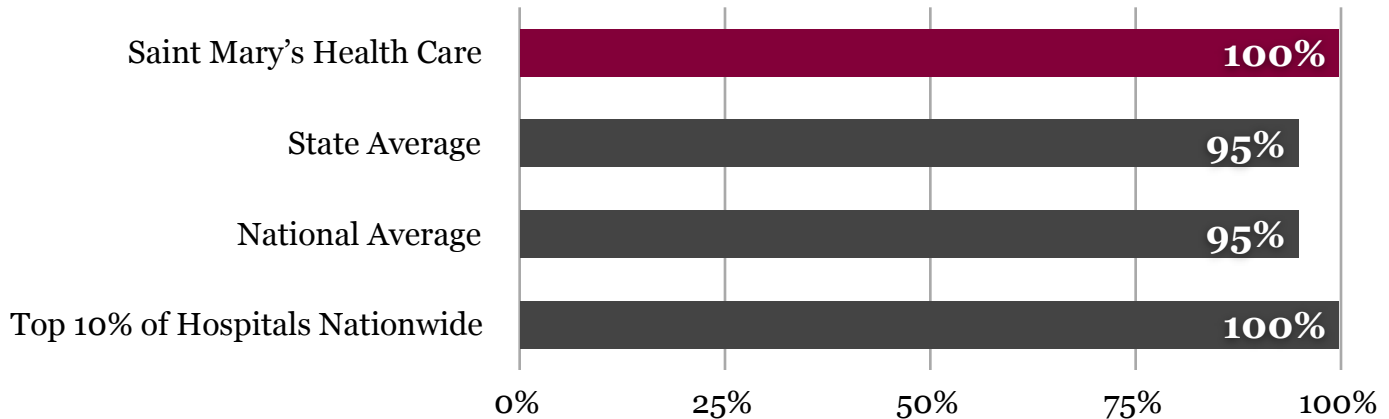


The percentage includes only patients whose history and condition indicate the treatment is appropriate. Talk to your doctor if you have questions about your treatment.

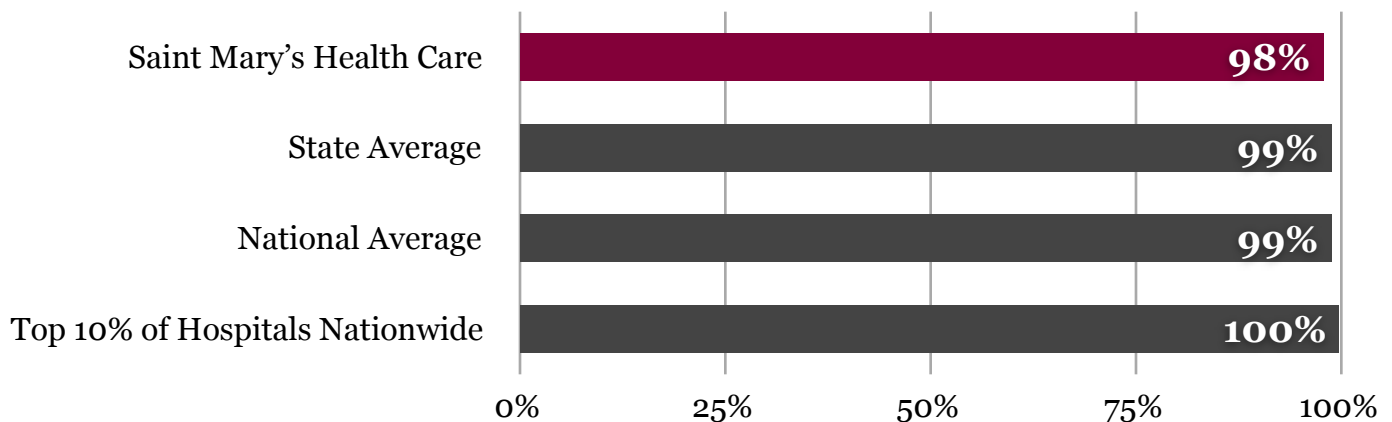
Saint Mary's Health Care data time period is January 2011 to July 2011.

State and National Averages and Top 10% of Hospitals Nationwide were obtained from the Hospital Compare website on October 25, 2011. The latest reporting period is from January 2010 through December 2010 for all indicators.

## Percent of Heart Failure Patients Given ACE Inhibitor or ARB for Left Ventricular Systolic Dysfunction (LVSD)



## Percent of Heart Failure Patients Given Smoking Cessation Advice or Counseling



The percentage includes only patients whose history and condition indicate the treatment is appropriate. Talk to your doctor if you have questions about your treatment.

Saint Mary's Health Care data time period is January 2011 to July 2011.

State and National Averages and Top 10% of Hospitals Nationwide were obtained from the Hospital Compare website on October 25, 2011. The latest reporting period is from January 2010 through December 2010 for all indicators.

# Quality Report Cards

<b>Key Indicators</b>	<b>Saint Mary's Health Care</b>	<b>State Average</b>	<b>National Average</b>	<b>Top 10% of Hospitals Nationwide</b>
<b>Percent of Heart Failure Patients Given Discharge Instructions</b>	95%	91%	90%	100%
<b>Percent of Heart Failure Patients Given an Evaluation of Left Ventricular Systolic (LVS) Function</b>	99%	99%	98%	100%
<b>Percent of Heart Failure Patients Given ACE Inhibitor or ARB for Left Ventricular Systolic Dysfunction (LVSD)</b>	100%	95%	95%	100%
<b>Percent of Heart Failure Patients Given Smoking Cessation Advice or Counseling</b>	98%	99%	99%	100%

The percentage includes only patients whose history and condition indicate the treatment is appropriate. Talk to your doctor if you have questions about your treatment.

Saint Mary's Health Care data time period is January 2011 to July 2011.

State and National Averages and Top 10% of Hospitals Nationwide were obtained from the Hospital Compare website on October 25, 2011. The latest reporting period is from January 2010 through December 2010 for all indicators.